

Splitting Of Data

Why do we need to split the data?

If the customer is maintaining the Data of more than one year and wanted the data year by year .

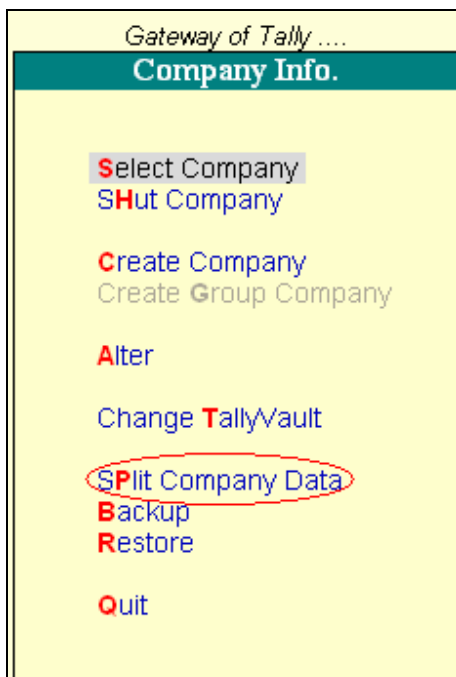
OR

The data size may be huge so that the system and tally running slow so splitting of data reduces the data size.

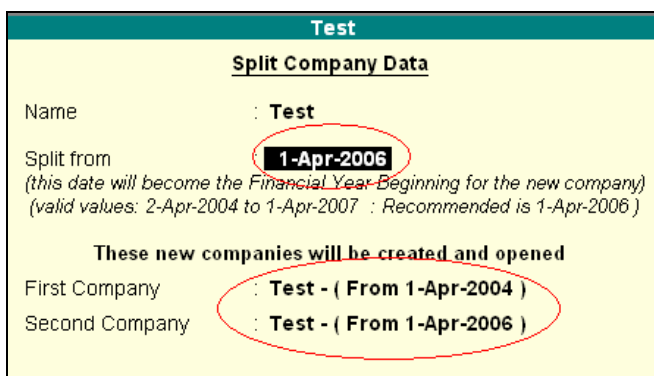
How TO Split The Data?

For example there is a Company By Name Test and which has the Data from 2004-2007 and we will split into 2 different company i.e, 2004-2006 and 2006-2007

Select the company and From Gate way Of Tally Press ALT+F3 You'll get the Screen like below



select the option Split Company Data then you'll get the screen as below



Select the company and in the option Split From give the date from when the new company should start in this example it should from 1.4.06 after you select it will ask for split YES or NO as below

<u>Split Company Data</u>	
Name	: Test
Split from	: 1-Apr-2006 <i>(this date will become the Financial Year Beginning for the new company)</i> <i>(valid values: 2-Apr-2004 to 1-Apr-2007 : Recommended is 1-Apr-2006)</i>
These new companies will be created and opened	
First Company	: Test - (From 1-Apr-2004)
Second Company	: Test - (From 1-Apr-2006)

Split ?

Yes or **No**

Alter
Change 1
SPlit Corr Backup

you press YES you'll get the screen as below

<u>Split Company Data</u>	
Name	: Test
Split from	: 1-Apr-2006 <i>(this date will become the Financial Year Beginning for the new company)</i> <i>(valid values: 2-Apr-2004 to 1-Apr-2007 : Recommended is 1-Apr-2006)</i>
These new companies will be created and opened	
First Company	: Test - (From 1-Apr-2004)
Second Company	: Test - (From 1-Apr-2006)

Splitting Data
Test

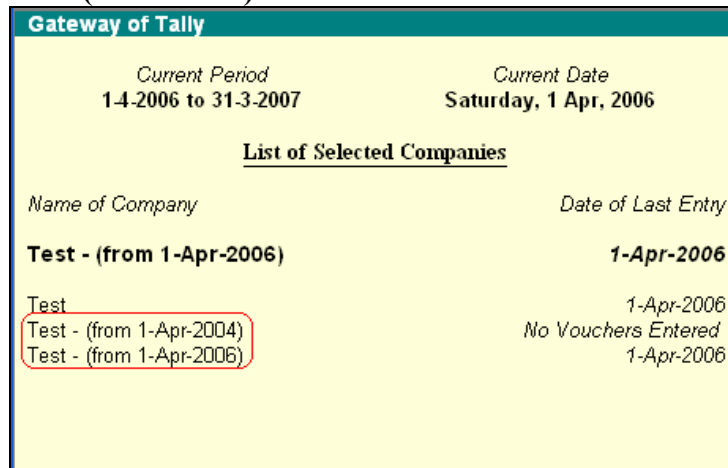
In Progress

0%
50%
100%

once the splitting completes two new companies will be created

Test (from 1.4.04)

Test (from 1.4.06) and the screen will be as below



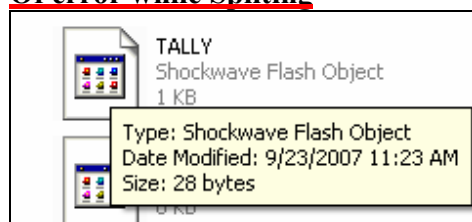
The below mentioned **Points TO Be Noted Before Splitting**

- 1) We should make sure that there is no sales order or Purchase order pending for that year because after splitting the data the order voucher will not be available in another company.
- 2) We should make sure that all the Bank Vouchers related to that particular year are Reconciled before splitting the company as the vouchers related to the previous year will not carry forward to the current period so the vouchers remain Unreconciled and due to which there may be a difference in Bank and Cash balance.

Trouble shooting

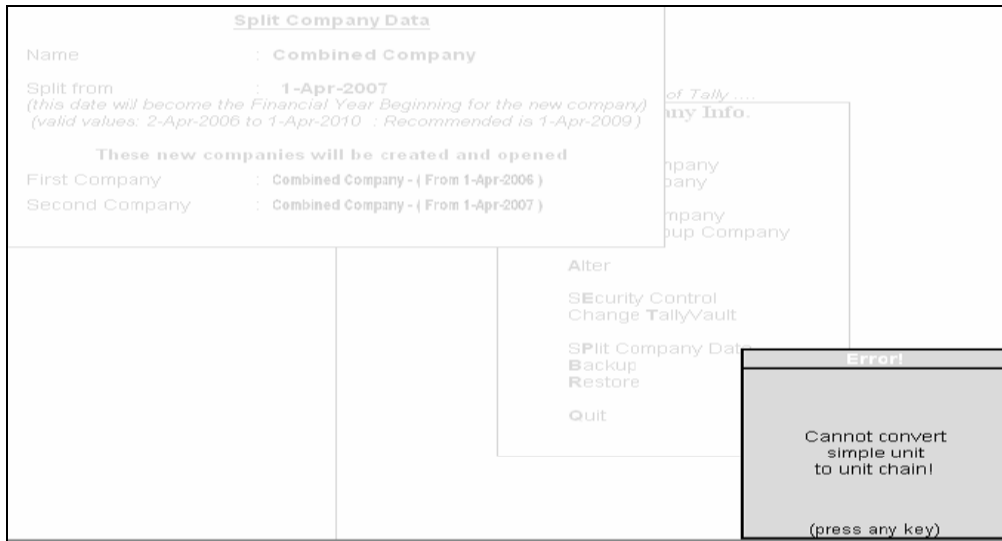
While splitting the data there may be some error message some of them are as below

NOTE: .Spl or shock wave flash object is the File which will be Generated In case Of error while Splitting



This file will be in DAT format open this with Note Pad

- 1) Can't convert simple unit to unit chain the screen will be as below

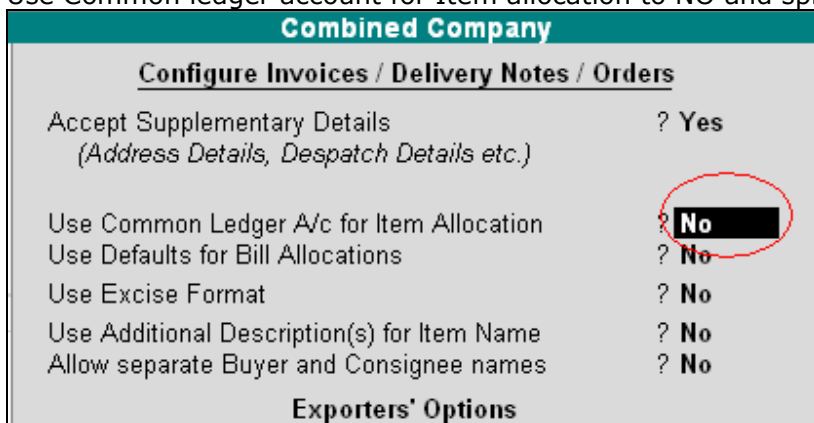


Reason: This error will appear if the stat is not getting updated in the company properly
Solution: Ask the customer to Update to Latest release and Stat and check Or Cut the Stat File and Split the Data

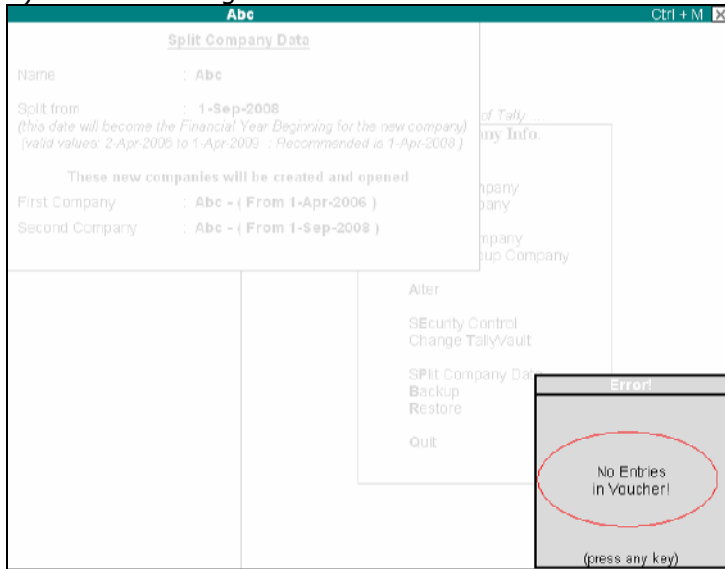
2) No Accounting Details Entered

Reason: The reason may be the customer is having Created the vouchers using common account for item allocation option and in the sales or purchase ledger he may have selected the vat class and selected different while passing the entry

Solution: Check the SPL file in that there may be the voucher number go to tally reaccept that entry and check for the same if the same error open tally go to Accounting Voucher and select Purchase Or Sale press F12 and set the option Use Common ledger account for Item allocation to NO and split the data



3) NO Accounting Entries In Voucher



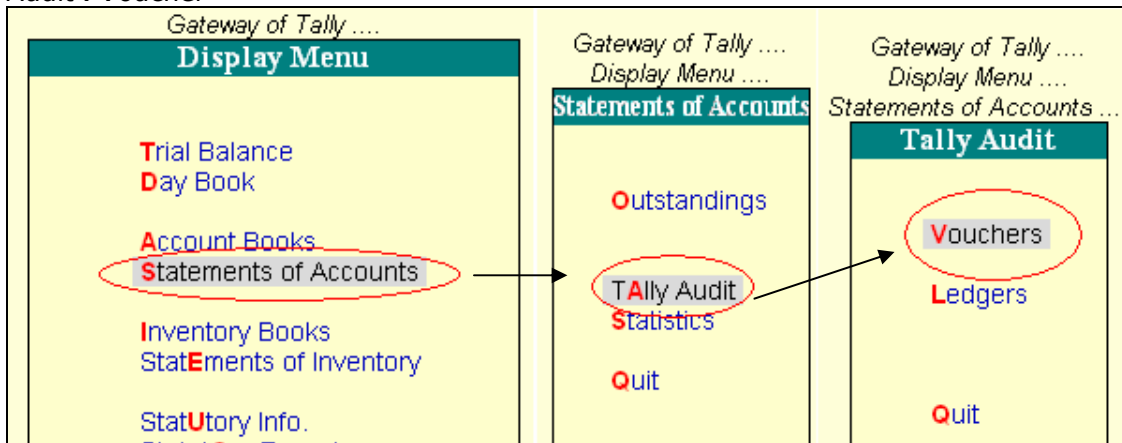
Reason: The Security Control and the Tally Audit feature is enabled in the company creation screen and one or more vouchers have been deleted after auditing them

Or

If voucher entries were passed enabling '**Allow '0' Valued entries in vouchers**' feature and later disabled.

Solution:

a) Log in as admin to the company and Go to Display→Statement Of Accounts→Tally Audit→Voucher

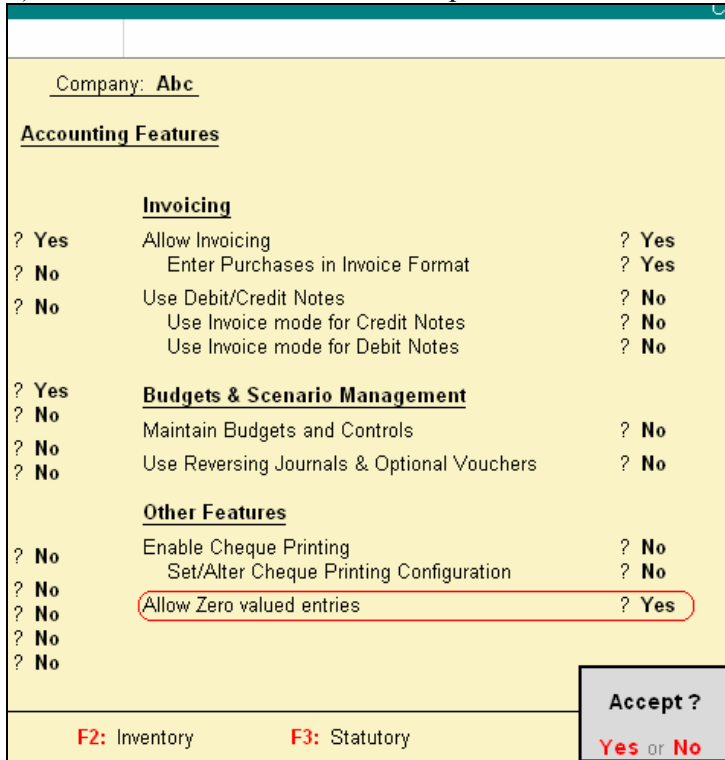


You'll get the screen as below if there is any Deleted audited voucher Press **F7** to accept one by one

Tally Audit Listing					
List of New/Modified Vouchers					
Date	Particulars	Veh Type	Veh No.	Debit Amount	Credit Amount
1-4-2008	(DELETED - Audited Voucher)	Payment	2		
1-4-2008	Advance party	Payment	2		
1-4-2008	Cash	Payment	3		
1-4-2008	Cash	Payment	4		

accept the entry and split the data

b) Go to F11 Feature and set The Option Enable 0 Valued Entries TO YES



And split the data.

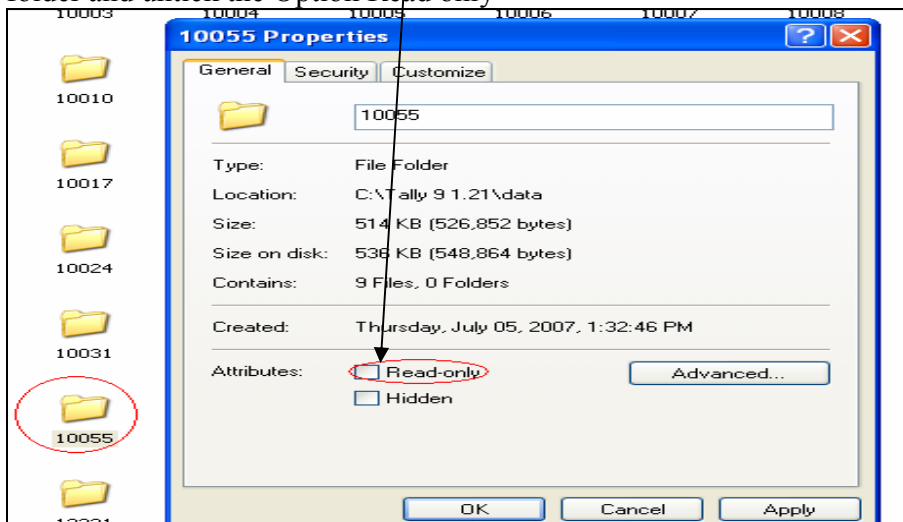
3) Tally is getting Hanged While Splitting

Reason: The Company Data will be in Read only Mode

OR

The Ram Capacity May Be Low

Solution: Go Tally Folder Go TO Data Folder and Right click on the particular data folder and untick the Option Read only



Check the Ram capacity and if it low ask them to Increase it and check for the same

4) Parent belongs to different category

Reason: You may get this error if you have **altered** the **cost category** of a cost centre after entering few vouchers for the same.

Solution: Check the Tally .spl (Shockwave flash object file) file available at Tally folder, for the details of the error reported. Rectify the same and try splitting

5) Ledger does not exist!

Reason: Observed that the masters (cost category/cost centre) altered in Tally 9 Release 1.0 was not getting refreshed.

Solution: Create a new company in Tally 9.0 Release 1.11. Export all the masters and the daybook (from company which is giving error) and import it to the new company created, and then try splitting